

Scaled data based on original data using  
LM-79-08 Approved Method: Electrical and Photometric Measurements of Solid-  
State Lighting Products

Test Report Prepared for  
Cooper Lighting Solutions  
(formerly Eaton)

Brand: INVUE

Report Number: P149935

Luminaire Tested: **VWM-F02-LED-E1-SL2**

Issue Date: 03/03/2020

**Test Information**

Test Method: LM-79-08  
Report Number: P149935  
REPORT IS SCALED FROM IESNA LM-79-08 TEST DATA (P33678)  
Test Lab: INNOVATION CENTER-P3  
Issue Date: 03/03/2020  
Manufacturer: COOPER LIGHTING SOLUTIONS (FORMERLY EATON)  
Product Line: INVUE  
Catalog Number: VWM-F02-LED-E1-SL2  
Description: VISION WALL MEDIUM LED LUMINAIRE  
(2) LIGHTBARS WITH AccuLED OPTICS - TYPE 2 W/ SPILL LIGHT CONTROL  
Light Source: (14) 4000K CCT, 70 CRI LEDs  
Ballast/Driver: -

**Summary**

Lumens per Lamp: N/A  
Luminaire Lumens: 5044.1 lumens  
Efficiency: N/A  
Efficacy: 91.7 lumens/watt  
Luminous Opening: Rectangular (W 0.33' x L: 1' x H: 0')  
IES Classification: Type II - Short - Non-Cutoff  
BUG Rating: B1 - U0 - G1

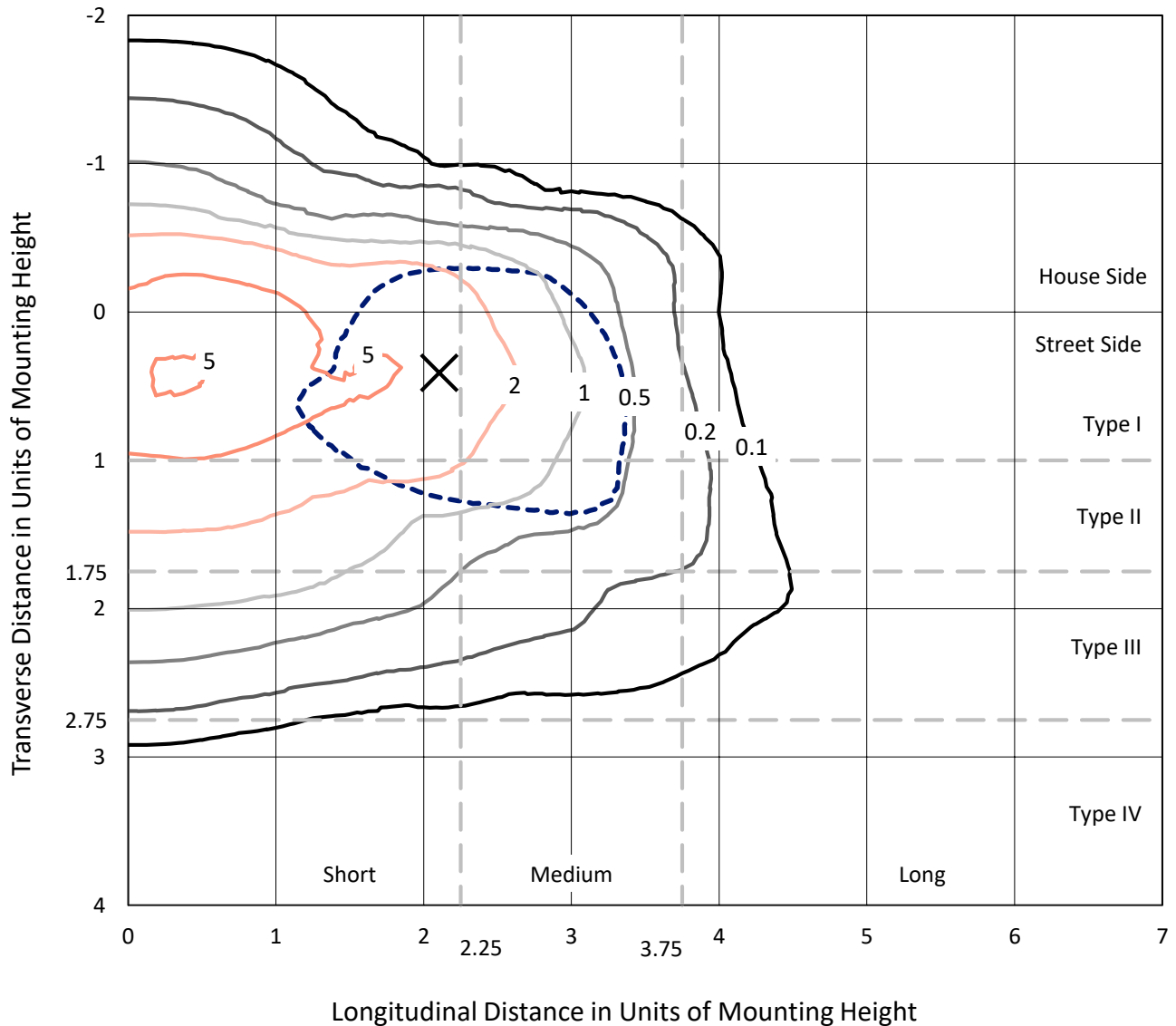
Input Watts (W): 55  
Input Voltage (V): NR  
Input Current (Ain): NR  
Voltage Rise (V): NR  
Power Factor: NR  
Total Harmonic Distortion (THDi): NR  
Frequency (hertz): 60  
Stabilization Time: NR  
Operation Time: NR  
Ambient Temperature (°C): NR  
Test Distance: 25 FT



REPORT NUMBER: P149935  
 CATALOG NUMBER: VWM-F02-LED-E1-SL2

### Iso-Footcandle Lines of Horizontal Illumination

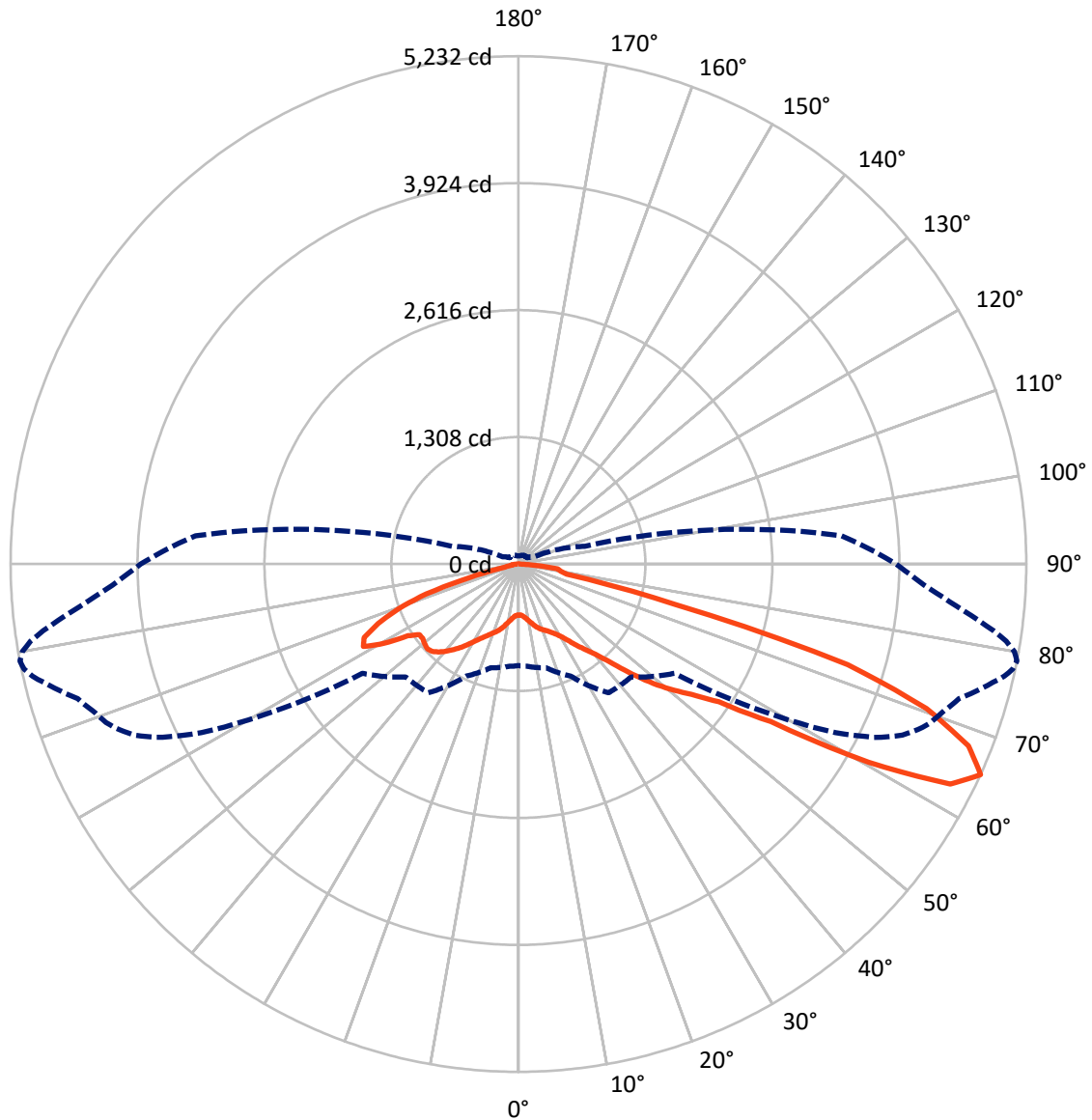
× Max cd  
 - - - 1/2 Max cd



Based on 10 foot mounting height. Maximum calculated value = 6.9 fc  
 Type II - Short - Non-Cutoff

REPORT NUMBER: P149935  
CATALOG NUMBER: VWM-F02-LED-E1-SL2

### Luminous Intensity Polar Plot



— Vertical Plane Through 79-Deg Lateral    - - - Horizontal Cone Through 65-Deg Vertical

REPORT NUMBER: P149935

CATALOG NUMBER: VWM-F02-LED-E1-SL2

**FLUX DISTRIBUTION:**

		Downward	Upward	Total
<b>House Side</b>	Lumens	1192.4	0.0	1192.4
	% Fixture	23.6	0.0	23.6
<b>Street Side</b>	Lumens	3851.7	0.0	3851.7
	% Fixture	76.4	0.0	76.4
<b>Total</b>	Lumens	5044.1	0.0	5044.1
	% Fixture	100.0	0.0	100.0

**Coefficient of Utilization**

**ZONAL LUMENS:**

Zone	Lumens	% Fixture
0°-10°	52.2	1.0
10°-20°	170.7	3.4
20°-30°	294.8	5.8
30°-40°	487.9	9.7
40°-50°	827.5	16.4
50°-60°	1099.5	21.8
60°-70°	1420.3	28.2
70°-80°	595.7	11.8
80°-90°	95.7	1.9
90°-100°	0.0	0.0
100°-110°	0.0	0.0
110°-120°	0.0	0.0
120°-130°	0.0	0.0
130°-140°	0.0	0.0
140°-150°	0.0	0.0
150°-160°	0.0	0.0
160°-170°	0.0	0.0
170°-180°	0.0	0.0
0°-90°	5044.1	100.0
0°-180°	5044.1	100.0



REPORT NUMBER: P149935

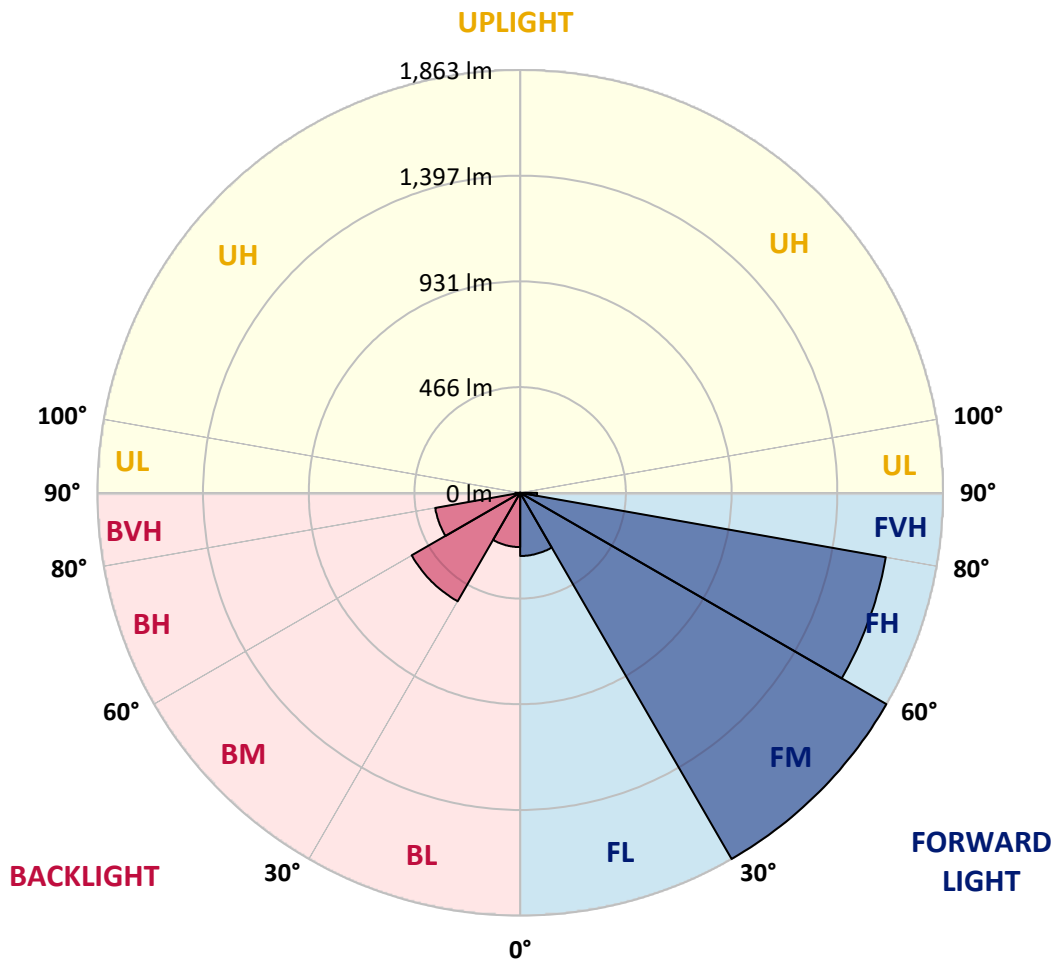
CATALOG NUMBER: VWM-F02-LED-E1-SL2

**LUMINAIRE CLASSIFICATION SYSTEM LUMEN TABLE AND BUG RATING:**

Zone		Lumens	% Fixture	Zone Rating/Lumen Limit		
				B	U	G
FL	(0°-30°)	278.3	5.5			
FM	(30°-60°)	1862.9	36.9			
FH	(60°-80°)	1635.6	32.4			G1/1800
FVH	(80°-90°)	74.8	1.5			G1/100
BL	(0°-30°)	239.3	4.7	B1/500		
BM	(30°-60°)	552.0	10.9	B1/1000		
BH	(60°-80°)	380.3	7.5	B1/500		G1/500
BVH	(80°-90°)	20.9	0.4			G1/100
UL	(90°-100°)	0.0	0.0		U0/0	
UH	(100°-180°)	0.0	0.0		U0/0	

**BUG Rating: B1-U0-G1**

Type II Short





REPORT NUMBER: P149935

CATALOG NUMBER: VWM-F02-LED-E1-SL2

**CANDELA DISTRIBUTION (FULL):**

	0°	5°	15°	25°	35°	45°	55°	60°	61°	62°	64°
0°	525.0	525.0	525.0	525.0	525.0	525.0	525.0	525.0	525.0	525.0	525.0
2.5°	523.4	525.0	523.9	525.0	526.1	526.7	527.8	527.2	527.2	527.8	526.7
5°	523.4	523.4	525.0	527.8	528.9	532.2	536.0	535.5	536.0	535.5	536.6
7.5°	534.4	533.8	535.5	538.8	539.9	544.8	551.5	552.6	553.7	553.7	555.3
10°	553.7	553.1	554.8	556.4	558.1	561.9	571.3	575.1	575.7	576.2	578.4
12.5°	577.9	577.3	575.1	575.1	574.6	581.7	594.4	601.5	602.6	604.8	606.5
15°	594.9	593.3	590.0	587.8	590.5	602.1	620.8	629.0	630.2	631.8	636.2
17.5°	611.4	609.8	602.6	597.1	601.0	619.7	645.0	653.8	656.0	657.7	662.6
20°	634.6	633.5	623.0	609.8	608.7	632.9	663.7	675.3	676.9	679.1	684.1
22.5°	669.8	664.8	652.7	627.9	615.8	640.6	676.9	692.9	695.1	697.3	703.9
25°	713.8	711.6	690.7	652.7	627.4	648.3	691.2	711.1	714.4	717.1	725.9
27.5°	759.5	756.2	733.6	684.1	647.8	663.7	713.8	736.4	740.8	745.2	753.4
30°	800.2	799.1	780.4	726.5	680.8	692.9	750.1	777.6	782.6	788.1	795.8
32.5°	896.0	896.5	877.3	822.2	760.6	745.7	802.4	843.7	845.9	852.5	866.3
35°	1079.2	1081.4	1074.3	1030.8	961.5	900.4	905.9	946.6	948.8	954.3	967.5
37.5°	1202.0	1206.4	1228.4	1242.1	1206.9	1178.8	1109.0	1093.0	1094.6	1091.3	1088.6
40°	1269.7	1276.3	1334.0	1405.6	1444.1	1444.7	1414.4	1344.0	1317.0	1309.3	1276.3
42.5°	1308.2	1319.2	1401.2	1523.4	1634.0	1709.9	1728.6	1650.5	1630.7	1595.5	1532.2
45°	1333.5	1346.7	1443.6	1610.9	1773.8	1903.1	2000.5	1965.9	1952.6	1931.2	1872.8
47.5°	1329.1	1339.6	1440.3	1640.6	1847.0	2030.8	2203.6	2239.4	2223.4	2217.9	2178.3
50°	1248.7	1258.1	1360.5	1566.8	1806.8	2079.2	2332.4	2433.6	2433.6	2444.1	2432.0
52.5°	1162.9	1170.6	1263.6	1449.1	1676.9	2031.9	2403.9	2571.8	2593.8	2612.0	2640.6
55°	1130.4	1139.8	1210.2	1368.7	1566.3	1896.5	2428.1	2675.3	2716.0	2746.8	2811.7
57.5°	1145.8	1155.2	1205.3	1325.2	1501.4	1758.4	2429.2	2814.5	2893.2	2956.5	3088.0
60°	1212.4	1221.2	1263.1	1365.4	1484.3	1678.6	2382.5	3036.3	3161.8	3280.6	3499.7
62.5°	1181.6	1192.6	1253.7	1432.0	1611.4	1618.0	2213.5	3208.0	3410.0	3585.5	3933.9
65°	1046.8	1058.3	1106.2	1273.0	1619.1	1644.4	1963.1	3211.3	3462.3	3699.5	4075.3
67.5°	794.7	799.1	837.1	970.8	1295.0	1673.6	1705.5	2831.0	3069.9	3334.6	3722.6
70°	406.2	413.9	424.9	536.0	833.8	1383.0	1465.6	2086.4	2390.7	2664.2	3130.4
72.5°	140.9	143.6	154.6	204.7	406.2	907.5	1282.9	1429.8	1613.6	1869.5	2409.4
75°	84.8	84.8	88.6	103.5	185.5	472.8	1141.4	1167.8	1192.6	1278.5	1631.8
77.5°	67.1	68.2	68.2	71.0	102.9	242.7	866.8	1085.8	1089.1	1097.4	1156.8
80°	47.9	50.1	54.5	56.7	66.6	133.2	486.5	953.2	1018.1	1049.5	1093.0
82.5°	35.8	38.0	46.2	49.0	51.7	74.3	218.5	657.7	776.0	838.7	991.7
85°	16.0	18.7	31.4	34.7	36.3	39.6	102.4	187.1	215.2	241.6	318.7
87.5°	2.8	2.8	5.0	7.2	10.5	9.9	22.6	31.9	32.5	38.0	42.4
90°	0.0	0.0	0.0	0.0	0.0	0.0	0.0	0.0	0.0	0.0	0.0



REPORT NUMBER: P149935

CATALOG NUMBER: VWM-F02-LED-E1-SL2

**CANDELA DISTRIBUTION (continued):**

	65°	66°	67°	68°	69°	70°	71°	72°	73°	74°	75°
0°	525.0	525.0	525.0	525.0	525.0	525.0	525.0	525.0	525.0	525.0	525.0
2.5°	526.7	526.7	526.7	526.1	526.7	526.7	526.7	526.7	527.2	527.2	527.2
5°	538.2	537.1	537.7	537.7	537.7	537.1	538.2	537.7	538.2	539.9	539.3
7.5°	555.3	556.4	557.0	557.5	557.5	557.5	558.1	559.2	559.2	560.8	560.3
10°	580.6	580.1	580.6	582.3	583.9	584.5	586.1	585.6	586.7	588.9	591.1
12.5°	607.6	608.7	610.3	612.0	614.7	615.3	616.9	617.5	620.8	620.8	623.0
15°	637.9	638.4	641.7	642.3	645.6	646.7	649.4	650.5	654.4	654.9	657.1
17.5°	665.4	666.5	668.1	669.8	673.6	675.3	677.5	679.7	683.0	684.1	687.9
20°	687.4	689.6	690.1	693.4	696.7	698.9	701.1	703.3	706.6	708.3	712.2
22.5°	707.2	709.4	711.1	713.8	716.0	719.3	720.4	724.3	727.6	730.3	733.6
25°	728.7	732.0	733.6	738.6	740.2	743.5	746.3	750.1	754.5	757.8	762.2
27.5°	758.9	763.9	766.1	771.6	775.4	777.1	781.5	787.0	790.9	794.7	799.1
30°	800.8	810.1	811.8	815.6	822.8	823.9	829.4	833.8	839.8	843.7	847.5
32.5°	865.7	877.3	878.4	882.8	888.8	891.0	895.4	900.4	909.7	911.4	917.4
35°	965.3	970.3	974.7	976.3	981.3	984.0	987.3	992.8	1002.2	1001.1	1007.7
37.5°	1084.7	1086.4	1086.9	1081.4	1082.5	1077.6	1083.6	1084.7	1088.0	1090.8	1097.4
40°	1255.3	1238.3	1236.1	1222.9	1209.7	1202.5	1199.8	1188.8	1191.5	1192.6	1198.1
42.5°	1504.7	1471.6	1444.1	1425.4	1392.9	1377.0	1355.5	1338.5	1325.2	1330.2	1332.4
45°	1820.6	1773.2	1729.2	1672.0	1629.6	1599.3	1561.3	1527.2	1511.8	1504.7	1513.5
47.5°	2135.9	2094.1	2042.3	1983.5	1916.3	1866.2	1802.9	1747.4	1708.8	1694.5	1702.2
50°	2408.3	2369.8	2330.7	2296.1	2217.9	2163.4	2077.0	2004.9	1944.4	1913.6	1905.3
52.5°	2634.5	2614.2	2593.2	2564.1	2501.3	2446.9	2378.1	2307.1	2226.7	2164.0	2142.5
55°	2836.5	2848.6	2838.2	2838.7	2813.9	2779.3	2720.9	2668.1	2612.0	2541.0	2511.2
57.5°	3130.9	3202.5	3216.8	3252.6	3270.2	3288.9	3305.4	3274.0	3259.7	3206.9	3207.4
60°	3594.9	3699.5	3790.3	3872.8	3940.5	4006.5	4075.9	4106.7	4140.8	4156.8	4211.3
62.5°	4088.5	4188.2	4323.5	4434.2	4496.4	4582.2	4657.6	4706.6	4766.6	4830.4	4913.5
65°	4210.7	4330.7	4416.0	4489.8	4551.4	4597.1	4638.3	4696.7	4746.8	4848.0	4946.0
67.5°	3897.6	3993.3	4071.5	4144.1	4192.0	4230.5	4267.4	4305.9	4391.8	4483.7	4582.2
70°	3345.6	3461.2	3590.5	3684.6	3708.3	3741.3	3776.5	3826.6	3869.5	3965.8	4040.7
72.5°	2687.9	2854.1	2963.6	3094.1	3122.1	3172.2	3192.0	3231.1	3238.8	3291.1	3310.9
75°	1873.4	2063.8	2173.9	2269.6	2288.4	2260.8	2271.8	2133.7	2098.5	2069.9	2046.8
77.5°	1236.6	1287.8	1305.4	1290.0	1216.3	1158.5	1096.8	1036.3	1042.9	993.9	908.1
80°	1099.6	1111.2	1095.2	1079.8	1037.4	976.9	921.3	864.6	836.5	806.8	762.8
82.5°	1069.9	1114.5	1119.4	1100.7	1067.1	1001.1	933.9	849.7	778.2	712.2	645.0
85°	357.7	435.3	470.0	502.5	512.4	523.9	484.3	430.4	365.4	322.0	252.1
87.5°	45.7	56.7	65.5	56.1	65.5	77.0	55.6	62.2	62.7	39.1	29.2
90°	0.0	0.0	0.0	0.0	0.0	0.0	0.0	0.0	0.0	0.0	0.0





REPORT NUMBER: P149935

CATALOG NUMBER: VWM-F02-LED-E1-SL2

**CANDELA DISTRIBUTION (continued):**

	76°	77°	78°	79°	80°	81°	82°	83°	84°	85°	86°
0°	525.0	525.0	525.0	525.0	525.0	525.0	525.0	525.0	525.0	525.0	525.0
2.5°	527.8	527.2	527.2	527.2	526.7	527.2	527.2	527.2	527.2	527.2	526.7
5°	539.9	539.9	541.5	542.1	541.0	540.4	541.0	541.5	541.5	541.0	541.5
7.5°	562.5	563.0	564.1	565.8	564.7	565.2	565.8	565.2	566.9	567.4	566.9
10°	591.1	592.2	594.9	595.5	594.9	597.1	597.7	596.6	597.7	597.7	599.9
12.5°	624.1	625.2	628.5	629.6	630.7	631.3	632.9	633.5	635.1	636.2	637.9
15°	659.9	661.0	663.2	667.0	668.1	669.2	670.3	673.6	674.2	676.4	678.0
17.5°	690.1	691.8	695.1	697.8	699.5	702.2	703.3	707.2	708.3	711.6	714.4
20°	714.4	717.1	719.9	723.2	725.9	729.2	730.3	734.2	736.4	738.0	741.3
22.5°	736.4	739.7	743.5	747.4	749.6	754.0	755.6	757.3	762.2	764.4	767.7
25°	765.0	768.3	772.7	777.6	779.8	785.3	787.0	789.8	795.3	797.5	802.4
27.5°	804.1	808.5	811.8	816.7	819.5	823.3	827.2	830.5	835.4	838.7	844.2
30°	853.0	856.3	861.8	865.7	870.1	875.6	880.0	883.3	886.1	891.0	897.1
32.5°	925.1	925.7	927.3	936.7	941.1	945.5	951.6	954.3	958.7	963.7	970.3
35°	1014.8	1019.8	1023.7	1028.1	1033.0	1038.0	1040.2	1048.4	1052.3	1058.9	1065.5
37.5°	1104.0	1104.6	1113.4	1116.1	1120.5	1125.5	1133.2	1141.4	1151.3	1157.9	1168.4
40°	1199.8	1204.2	1215.2	1220.7	1226.2	1238.3	1244.3	1257.5	1274.1	1283.4	1301.0
42.5°	1338.5	1345.1	1364.9	1373.7	1386.9	1406.7	1419.4	1437.5	1444.1	1466.7	1474.9
45°	1520.1	1540.4	1569.0	1587.8	1611.4	1632.9	1643.9	1652.2	1662.1	1679.7	1677.5
47.5°	1716.5	1743.0	1774.9	1813.4	1828.8	1854.1	1868.4	1884.4	1875.6	1871.2	1866.8
50°	1918.0	1948.8	1991.2	2025.8	2049.5	2064.9	2077.0	2074.8	2056.1	2046.2	2018.7
52.5°	2142.0	2160.1	2200.3	2230.0	2244.3	2247.6	2244.9	2228.4	2210.8	2179.4	2146.9
55°	2485.4	2477.1	2493.1	2506.8	2502.4	2517.9	2478.2	2462.8	2419.3	2378.6	2335.1
57.5°	3183.2	3194.2	3105.1	3064.9	3057.7	3072.1	3002.2	2993.4	2888.2	2875.0	2801.8
60°	4203.6	4257.5	4187.6	4148.5	4042.9	4008.2	3930.0	3897.6	3796.9	3715.4	3612.5
62.5°	4970.8	5019.7	5048.9	4993.3	4931.7	4840.9	4722.6	4591.6	4484.8	4359.9	4250.9
65°	5040.1	5139.2	5206.3	5232.2	5188.7	5089.1	4943.2	4778.1	4614.7	4457.8	4320.2
67.5°	4715.9	4804.6	4908.6	5001.6	5007.1	4942.1	4817.8	4649.9	4461.1	4267.4	4106.2
70°	4159.0	4270.2	4361.0	4458.9	4527.2	4489.8	4427.6	4273.5	4077.5	3926.7	3741.3
72.5°	3382.5	3429.2	3451.2	3547.6	3548.7	3480.4	3436.4	3351.1	3193.1	3086.4	2944.9
75°	1975.2	1872.3	1762.8	1667.6	1590.0	1557.5	1413.3	1389.1	1292.2	1232.2	1144.2
77.5°	814.5	722.6	604.3	505.8	408.4	364.3	300.5	272.4	236.1	220.1	209.7
80°	698.4	611.4	522.3	437.0	361.0	285.1	221.8	172.3	135.4	115.0	106.8
82.5°	570.2	517.9	455.7	409.5	350.0	293.3	247.7	192.1	143.6	105.7	80.9
85°	205.8	169.0	135.9	124.9	99.6	82.0	68.8	58.9	48.4	38.5	34.1
87.5°	23.1	22.0	12.7	12.1	13.8	9.9	11.6	10.5	8.8	7.7	8.3
90°	0.0	0.0	0.0	0.0	0.0	0.0	0.0	0.0	0.0	0.0	0.0



REPORT NUMBER: P149935

CATALOG NUMBER: VWM-F02-LED-E1-SL2

**CANDELA DISTRIBUTION (continued):**

	87°	88°	89°	90°	95°	105°	115°	125°	135°	145°	155°
0°	525.0	525.0	525.0	525.0	525.0	525.0	525.0	525.0	525.0	525.0	525.0
2.5°	526.7	526.7	527.2	527.2	527.8	528.3	529.4	528.9	528.9	529.4	529.4
5°	541.5	543.2	542.6	542.6	542.6	543.2	543.7	541.5	539.3	537.1	536.0
7.5°	567.4	568.5	569.6	568.5	569.6	569.1	568.0	561.9	554.8	545.9	539.9
10°	601.0	601.0	602.1	601.5	603.7	602.1	598.8	585.0	569.6	550.9	537.1
12.5°	637.3	641.2	639.5	640.1	644.5	640.1	632.4	612.0	584.5	554.2	530.0
15°	680.2	681.9	683.0	681.3	684.1	680.2	666.5	634.0	593.8	551.5	515.7
17.5°	715.5	716.0	716.6	717.7	721.5	717.1	693.4	649.4	596.0	538.8	491.5
20°	743.0	745.7	747.9	747.9	753.4	746.8	715.5	657.1	588.9	517.9	460.6
22.5°	771.6	773.8	776.5	777.1	784.2	777.6	733.6	655.5	570.2	488.2	424.9
25°	806.8	809.0	811.2	814.0	823.9	814.5	751.8	648.9	544.3	452.9	386.3
27.5°	847.5	852.5	854.1	858.5	870.1	855.8	767.2	639.0	515.7	412.2	345.6
30°	902.0	908.1	910.3	916.3	932.3	900.9	776.0	621.9	479.4	370.9	302.1
32.5°	975.2	983.5	990.1	996.7	1014.8	946.1	777.1	597.1	437.0	324.7	260.3
35°	1071.0	1083.6	1088.6	1093.0	1110.1	995.0	772.1	560.3	385.2	277.4	227.3
37.5°	1178.3	1191.0	1194.3	1196.5	1199.8	1036.9	760.0	504.1	326.9	236.1	200.9
40°	1310.4	1321.4	1325.8	1322.5	1304.9	1069.3	733.1	438.6	270.2	208.0	184.4
42.5°	1471.6	1488.1	1489.8	1474.9	1416.6	1087.5	679.1	361.6	225.6	187.7	171.7
45°	1671.4	1670.3	1661.0	1650.5	1538.2	1080.3	603.7	294.4	197.6	171.7	160.2
47.5°	1850.8	1832.1	1817.8	1787.0	1645.5	1038.5	506.3	243.8	180.5	159.6	150.2
50°	1997.8	1963.6	1933.4	1899.8	1725.3	964.2	409.5	206.9	164.6	149.1	140.9
52.5°	2113.9	2072.6	2037.4	2004.4	1802.4	881.7	335.7	180.0	149.1	138.7	130.4
55°	2295.5	2254.2	2198.1	2161.8	1920.2	805.7	287.8	158.5	134.3	127.7	119.4
57.5°	2755.1	2718.7	2651.6	2557.5	2222.9	777.1	260.9	142.0	122.2	118.3	111.7
60°	3557.5	3498.6	3411.1	3315.3	2838.2	796.4	239.4	130.4	113.9	110.6	105.7
62.5°	4162.8	4059.4	3960.3	3871.7	3330.2	795.8	211.3	121.6	107.9	106.2	101.3
65°	4187.6	4082.5	3982.9	3889.9	3341.2	708.3	178.3	113.9	106.8	106.2	98.0
67.5°	3965.3	3851.3	3755.0	3637.8	3093.0	553.7	143.1	109.0	111.2	110.1	96.9
70°	3602.0	3453.4	3374.2	3258.6	2722.0	387.4	117.8	110.6	120.5	117.2	98.5
72.5°	2827.1	2714.9	2594.3	2514.0	2131.0	244.9	99.1	111.7	124.4	118.9	102.9
75°	1052.3	1082.5	1033.0	1015.4	1082.5	143.6	88.1	104.0	111.2	102.9	93.6
77.5°	212.4	203.1	192.6	190.4	246.0	88.6	80.9	90.3	85.3	75.4	75.9
80°	101.8	99.1	95.8	95.2	91.4	73.7	74.8	77.0	64.4	58.3	62.2
82.5°	67.7	63.8	62.7	60.5	61.6	66.0	71.0	66.0	49.5	46.2	56.1
85°	31.4	30.3	29.7	29.7	33.0	59.4	58.9	48.4	34.1	33.0	56.1
87.5°	7.7	7.7	8.3	7.7	8.8	17.6	15.4	14.9	12.7	14.3	26.4
90°	0.0	0.0	0.0	0.0	0.0	0.0	0.0	0.0	0.0	0.0	0.0



REPORT NUMBER: P149935

CATALOG NUMBER: VWM-F02-LED-E1-SL2

**CANDELA DISTRIBUTION (continued):**

	165°	175°	180°
0°	525.0	525.0	525.0
2.5°	528.9	529.4	528.9
5°	533.8	533.8	533.8
7.5°	533.8	532.2	531.6
10°	526.1	521.2	521.2
12.5°	512.9	504.7	503.6
15°	488.2	477.2	475.5
17.5°	456.8	441.9	439.2
20°	421.6	402.9	399.6
22.5°	383.0	361.6	359.9
25°	345.1	323.1	318.7
27.5°	302.7	281.2	279.0
30°	260.3	241.6	240.5
32.5°	224.5	213.0	210.8
35°	199.2	192.6	189.9
37.5°	182.7	177.8	177.2
40°	170.1	165.7	165.1
42.5°	159.6	155.7	155.2
45°	149.1	145.8	144.7
47.5°	138.7	135.4	134.8
50°	129.3	124.9	124.4
52.5°	120.5	116.1	115.0
55°	112.3	107.9	107.9
57.5°	105.1	100.7	100.2
60°	98.5	94.1	93.6
62.5°	93.6	88.1	87.5
65°	89.7	84.2	83.1
67.5°	87.5	80.9	79.3
70°	91.4	79.3	76.5
72.5°	91.9	77.6	73.7
75°	88.6	73.2	70.4
77.5°	77.6	65.5	62.7
80°	67.1	50.6	46.8
82.5°	63.8	41.3	35.8
85°	49.5	27.0	25.3
87.5°	28.1	14.9	12.1
90°	0.0	0.0	0.0

(END OF REPORT)